



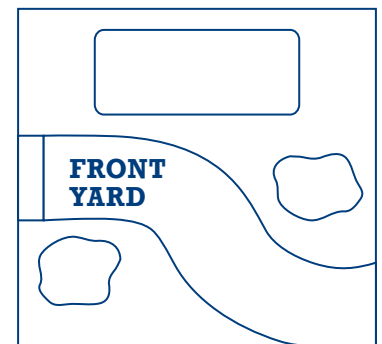
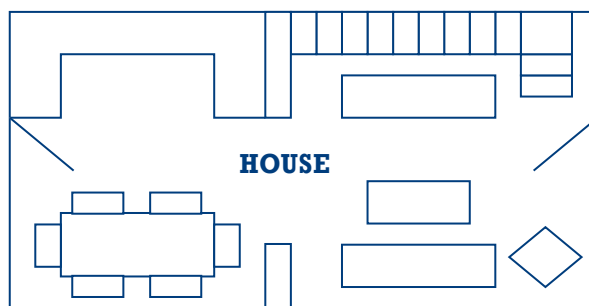
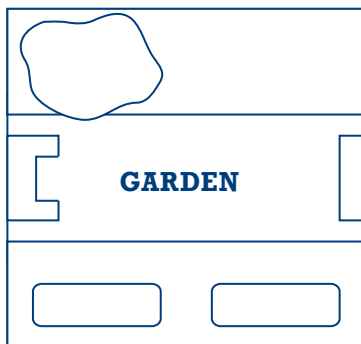
HOW TO ORGANISE AN EASTER EGG HUNT

PLEASE GET AN ADULT TO HELP YOU MAKE THIS



- 1** Firstly organise a group of friends to partake in the hunt.
- 2** Get an adult to hide the Easter egg somewhere in the area that you will be hunting in.
- 3** Draw out a rough map of the area that you are going to hide the egg in, for example your local park, playground or house, (see Diagram 1).
- 4** Divide your group into two teams.
- 5** Get your mum, dad, or guardian to write out a set of clues for both teams to follow.
- 6** The first team to find the egg is the winning team, but it's nice to share your winnings with the losing team.

Diagram 1

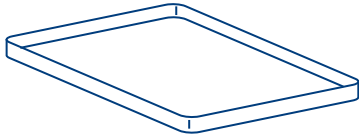




HOW TO MAKE AN EASTER GARDEN

PLEASE GET AN ADULT TO HELP YOU MAKE THIS


YOU WILL NEED:



Tray or Large Dish



Soil, Compost,
Moss, Grass or Sand




Dried Twigs



Egg Containers



Flat Stone



Daisies



Yoghurt Pot



Gravel/
Small Stones



Sewing Thread/
String

- 1 Fill the tray with soil or potting compost.
- 2 Arrange it to make a hill on one side of the tray.
- 3 Cover the soil with moss, grass or sand.
- 4 Make three crosses with dried twigs tied together with sewing thread and place on the hilltop.
- 5 Press the small pot into the hillside to make a cave like the garden tomb. Place the stone over the mouth of the tomb.
- 6 Press egg-cups full of water into the soil around the garden and fill with flowers.
- 7 Make a path coming from the tomb with gravel to show how the disciples ran to the tomb on Easter morning.
- 8 On Easter morning, move back the stone from the tomb, showing that it is empty.

